

THE SUFFOLK



Located at
118 E Main St Riverhead NY 11901

Technical Specifications Manual

2022

Manual Arranged by Franklin Krzyzewski

Table of Contents

Contact Information and Venue Location

- 1.0 General Description
- 1.1 Suffolk Theater Staff
- 1.2 Contact Information and Mailing Address
- 1.3 Directions to the Venue
- 1.4 Local Area Map

Configurations & Specifications

- 2.0 General Backstage Information
- 2.1 General Production information

Lighting information

- 3.0 General Information
- 3.1 Inventory
- 3.2 Available Networking

Audio Information

- 4.0 General Sound System Information
- 4.1 Microphone Inventory
- 4.2 Direct Box and Monitor
- 4.3 Audio/instrumental accessory inventory
- 4.4 Additional Available inventory

Video & Projection

- 5.0 Screens & Projection Dimensions, Specifications & Inventory

Dimensions

- 6.1 Stage Ground plan
- 6.2 Ground Plans w/ Dimensions
- 6.3 Light Plot

Contact Information and Venue Location

1.0- General Description

The Suffolk Theater is a 2 story live music/theater venue that offers flexible seating configurations from 300-700 seats. The venue has a full kitchen & two full service bars - a main level bar and our art deco bar located on the second level



1.1 Theater staff

Executive Director- Gary Hygom

Technical Director- Clutch Reilly

Director of Marketing- Meg Sexton

Box Office Manager- Jaimee Byer

Event Director- Erica Lancelotti

Hospitality-Scarlet Marougo

Food and Beverage Director- Cass Dotzel

Bookkeeper- Brian Mooney

1.2 Contact information

For Audio, backline, staging or general technical inquiries please contact:

Clutch Reilly Clutchr@Suffolktheater.com or call 631-375-9204

For contract advancement please contact:

Gary Hygom Garyh@Suffolktheater.com

1.3 Directions to the Venue

The Suffolk Theater is located on Historic Main Street in Riverhead. There is parking on Main Street but please see our map as it defines all entrances and parking facilities.

From the Long Island Expressway (I-495): Take the LIE east to Exit 71 (Route 24).

Make a right onto route 94/24 and continue east for approximately 3-1/2 miles. At the traffic circle, travel three-quarters of the way around and make a right onto Peconic Avenue.

Travel to Main Street and make a right. The Suffolk Theater is located on the north side of Main Street at 118 East Main Street. Pass the theater and make a left turn onto East Ave and then a left into the municipal parking lot behind the theater.

From Sunrise Highway (Route 27), Traveling East: Take Sunrise Highway east to Exit 61. Follow Riverhead signs to Route 51 north. Go 8 miles and make a right onto Route 24. At the traffic circle, travel three-quarters of the way around and make a right onto Peconic Avenue. Travel to Main Street and make a right. The Suffolk Theater is located on the north side of Main Street at 118 East Main Street. Pass the theater and make a left turn onto East Ave and then a left into the municipal parking lot behind the theater.

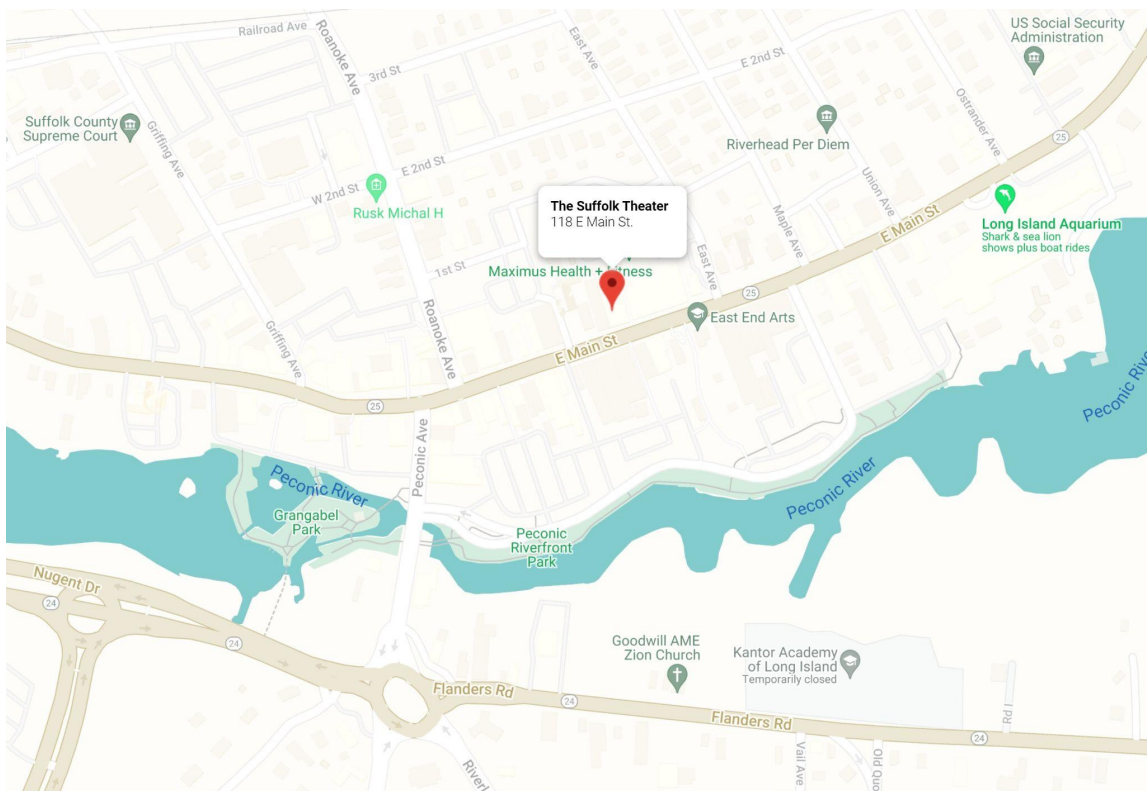
From Sunrise Highway (Route 27), Traveling West: Take Sunrise Highway west to Exit 65N (Route 94/24). Travel east on Route 94/24. At the traffic circle, travel three-quarters of the way around and make a right onto Peconic Avenue. Travel to Main Street and make a right. The Suffolk Theater is located on the north side of Main Street at 118 East Main Street. Pass the theater and make a left turn onto East Ave and then a left into the municipal parking lot behind the theater.

From Route 25: Take Route 25 into Riverhead to Main Street. The Suffolk Theater is located on the north side of Main Street at 118 East Main Street. Turn onto East Ave and then turn left into the municipal parking lot behind the theater.

From the Long Island Rail Road: Walk east on Railroad Avenue. Make a right onto Griffing Avenue. Turn Left onto Rt 25 East Main Street. The theater will be on the left. If you reach East Ave you've gone too far. Approximate walk time is 5 minutes. Call 631.231.LIRR or go to their website for schedules and rates.

Parking: There is a free municipal lot behind the theater and across the street on the riverfront.

1.4 Local Area Map



Configuration and Specifications

2.0 GENERAL BACKSTAGE INFORMATION

LOAD IN- Cars, vans, bob-tail trucks, semi's and buses w/trailers load-in to be advanced with Production prior to show. Parking must be advanced with the production manager prior to the show. When off loading equipment, it will be brought in the back door and down a 10 step flight of stairs to reach stage level. There is no ramp for these steps. For larger equipment accommodations can be made. Please contact the Technical Director when the show is in the advancement stage in order to ensure large equipment can be brought into the space properly and safely.

Piano- 6' Baby Grand Steinway & Sons piano. When not in use it is stored backstage left to ensure maximum wing space. If needed for a show please notate in contract and it will be assembled for the day of the show.

Backline

- Yamaha Recording custom (1982) Drum Kit
- Zildjian A series cymbals
- Fender Twin Amp
- GK RB 800 Bass head
- GK 4x10 Bass Cabinet
- Keyboards:
 - Yamaha motif XS
 - Roland RD700

Risers- 10 4'x4' interlocking risers with the ability to raise to either 8" or 16"

Lift- One Outrigger Genie lift with external battery

GREEN ROOM- Green Room located out back behind the theater. Access from either fenced area or from inside the theater, out the back of the stagedoor up the stairs turn left up the ramp then into the door. Green Room is equipped with washer, dryer, Refrigerator, one private bathroom including a shower, 2 private rooms with couches and a common room with couches

2.1 General Production information

Flexible Seating-Both floors (2) of the space offers flexible seating. (ie: Tables & chairs, GA or theater style, must be decided upon contract engagement.

Photography Policy-There is a "no flash photography" policy.

Comm-Clear Com A/B system with stations at:

- FOH booth
- FOH sound Console
- Back Stage Monitor Console
- FOH lighting Console
- Back Stage Right
- Follow Spot (Sky Box)

No Pyrotechnics are permitted.

Lighting Information

3.0 General Information

- Company Switch located in the loft backstage left in the dimmer room.
- One 96 channel dimmer rack in same location
 - Must switch on dimmers controlling power to FOH Truss and Electrics
- Power for Stage left and stage right truss booms is located on the truss itself
- Atmospherics located in loft backstage right
- Follow Spots located in “Sky Box” at far back of the house in the balcony
- Light board located house left in the far back of the balcony.
- All Nodes are configurable to allow for any road packages to be on their own isolated universes.

3.1 Lighting Inventory

Inventory in use

- 1 ETC Ion with 10x40 Fader wing (Running Eos v2.9)
- 12 Chauvet Rogue R3 Spots (6-2nd LX, 2-1st LX, 2-Booms, 2-Floor)
- 8 Chauvet Rogue R2 Wash (8-2nd LX)
- 6 Elation Design LED Zoom Pars (6-Booms)
- 12 Chauvet Ovation Spots (12-FOH Truss)
- Elation Platinum 5R Spots (4-FOH Truss)
- 14 ETC Source 4 (6-FOH Truss, 4-HL Box Boom, 4-HR Box Boom)
- 1 16” Mirror ball (FOH Truss)
- 1 1200 Watt Follow Spot
- 1 Unique 2.1 hazer
- 2 4 circuit/8 cell audience blinders

Reserve Lighting Inventory

- 3 Elation Design LED Strips
- 6 ETC Selador Series VIVID-R 11 inch
- 2 Atomic 3000 DMX Strobe
- 6 Rockville Rockwedge LED RGBAW

3.2 Available Networking

- ETC Net 3 Ports backstage left, In the lighting booth, On the FOH Truss as well as both the house left and house right Box Booms
- Wireless control network via ETC’s RFR App available.

Audio Information

4.0 General Audio Information

- FOH Console: Midas Heritage HD96 with (2) DL231 48x 48 at 96kHz
- Main Speakers: dB Technologies Vio L210(4 per side) with VIO S118 flown line arrays with subs flown on top time aligned over and under Balcony systems.
- Speaker Management, Processing and Signal Distribution via dB Technologies Aurora Net
- Midas Pro II located backstage left for monitor mixing
- Pre Show music, slideshow and automated pre show announcement run off of Q-lab located at FOH Console
- FOH Rack: Rupert Neve Portion II, API Parametric, DBX GEq on house, Neve 33609 stereo compressor, Black Lion stereo compressor, API 2500 stereo compressor
- * Available Upon Request

4.1 Microphone Inventory (Unit-Quantity)

- | | |
|------------------|----------------------------|
| ● SM58-7 | ● Beta 52A-1 |
| ● SM57-6 | ● Audix D6-1 |
| ● Wireless 935-8 | ● Beta 91A-1 |
| ● 609-4 | ● Telefunken Drum Pack |
| ● 604-4 | ● (2) AKG 414 matched pair |
| ● P48-3 | ● (4) Shure ULX handhelds |
| ● 421-2 | ● (4) SLre ULX body packs |

4.2 Direct Box and Monitor (Unit-Quantity)

- ProD2 stereo Direct box-3
- ProD1 passive direct box-4
- Pro48 active direct box-1
- Seismic audio SA-DI1-2
- Whirlwind EDB1-1
- Switchcraft sc900CT
- Signalflex SF-ADB-1
- 8 Worxaudio Floor wedges

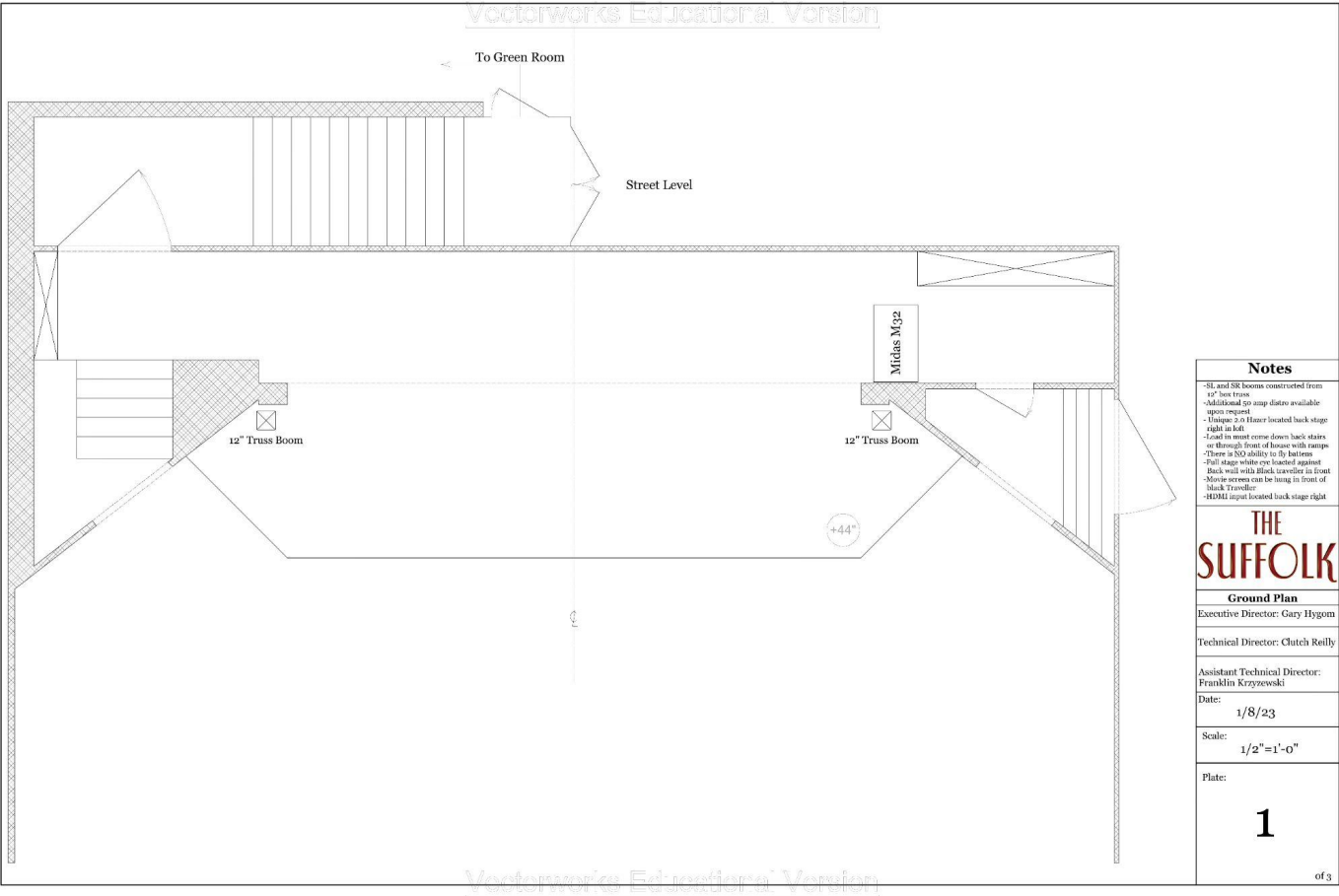
4.3 Audio/instrumental accessory inventory

- Hercules guitar stand-2
- Other misc guitar stands-4
- Musicians gear 3 guitar stand-1
- 2 tier piano stand-1
- 1 tier piano stand-2
- Assorted boom and straight mic stands of varying height

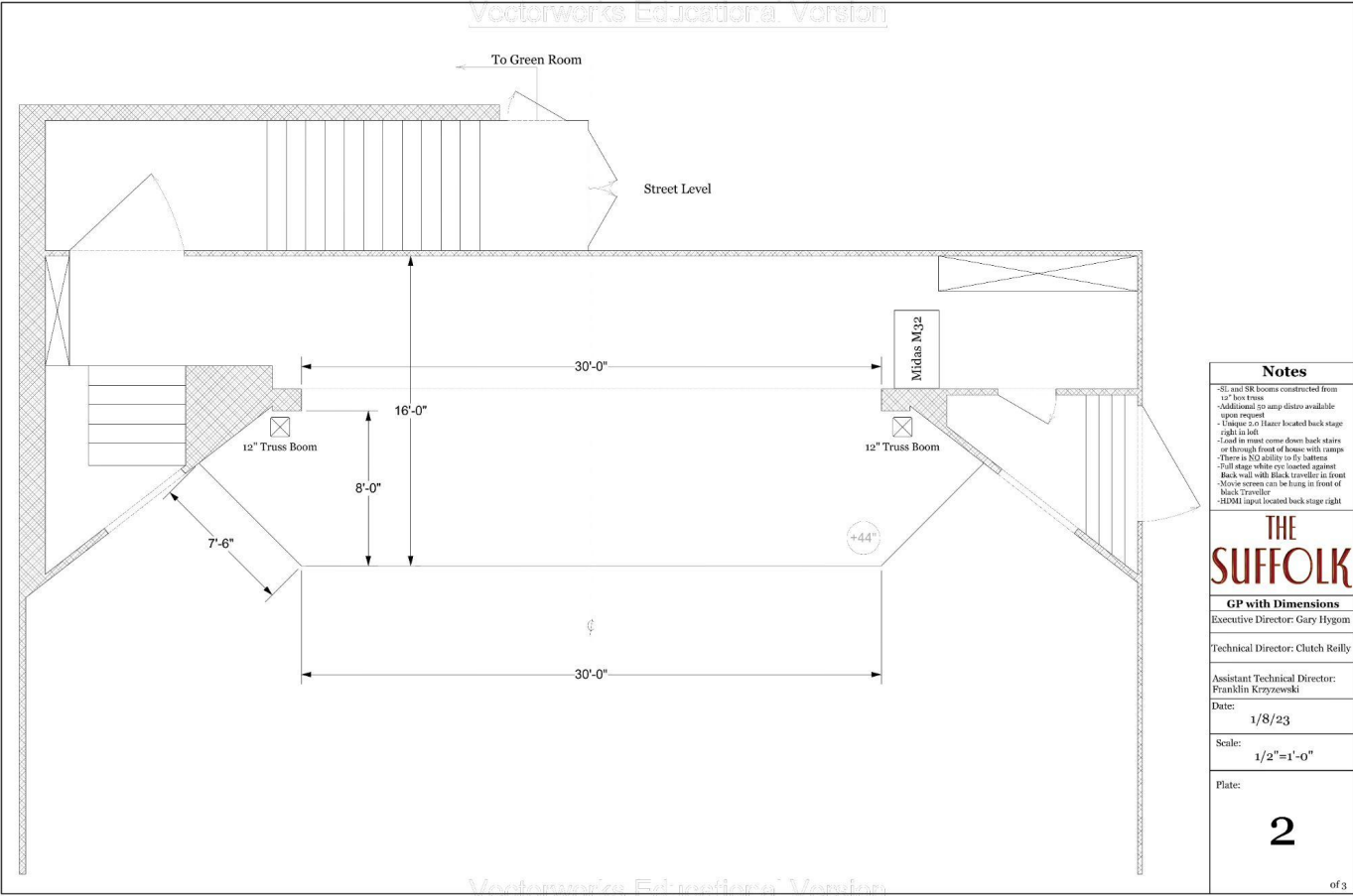
5.0 PROJECTIONS

- Panasonic PT-mx10 klbu 10,000 lumen, LCD, WUXGA Laser 4k Projector
- Lens- ET-EMT 700 zoom
- 70' from projector to screen
- Screen 14'x 8'-6"
 - Hung center stage at varying heights
- Roland V-1HD+ video switcher (4 Channel HD video switcher)

6.1 Ground Plan



6.2 Ground Plan with Dimensions



6.3 Light plot

